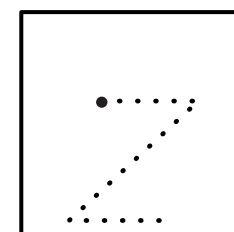
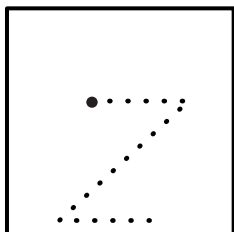

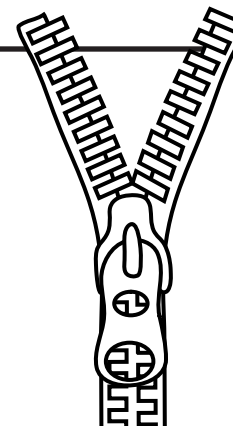


Name _____

Zz

is for



Page Instructions: Help the student read, "Z is for zipper." Say, "Repeat the names of the pictures after me: zipper, zebra. What sound do you hear at the beginning of each word?" Tell the student to trace the letters in the boxes, start at the big dot. Tell the student the zebra is at the ZOO. Draw more animals at the zoo & color the page.

Activity: Play this game. Say, "I am going to say a word. Clap your hands if the word you hear starts with the /z/ sound."

Word List: zoo, zebra, monkey, zero, two, zip, buttons, jacket, zone, blue, zig-zag.




Handwriting practice lines consisting of two sets of three horizontal lines each. Each set includes a solid top line, a dashed middle line, and a solid bottom line.

Page Instructions: Make your own "Zz" page. Draw or cut and paste pictures that start with the /z/ sound onto the page. Cut and paste words with the letter Z from magazines or newspapers. Use the writing lines to practice letter shapes or copy simple sentences.

Activity: Play this game. Say, "Let's go around the room and I'll say a word that has the /z/ sound in it. Tell me where the /z/ sound is, in the beginning, in the middle or at the end of the word."

Word List: zag, breeze, zap, blizzard, zebra, buzz, zero, buzzard, daze, dozen, zest, zinc, freeze, fizz, frozen, zipper, fuzz, hazy, zone, prize, zonk, size, sneeze, squeeze, zoo, zoom, snooze, whiz.


Name _____



Page Instructions: Follow the dots in alphabetical order, capital A to Z and see what you find! Decorate your page.


Name _____

See the big fish.




3
4
5

I am a little girl.




3
4
5

Look at the moon.



3
4
5

I like to eat pizza.



3
4
5