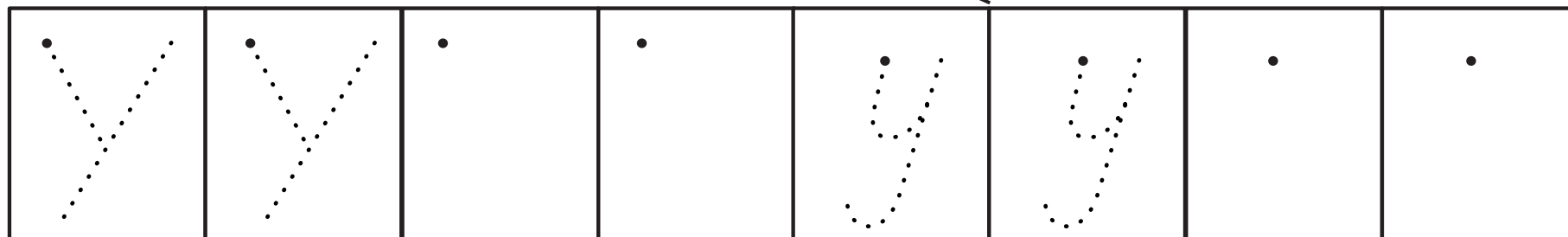
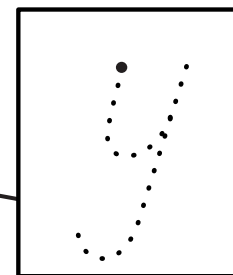
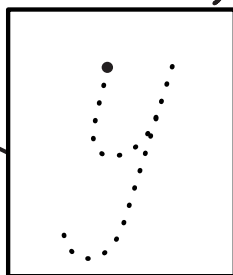
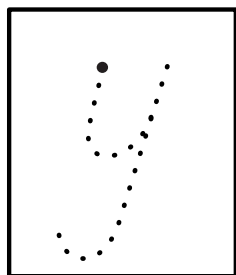




Name _____

Y y


is for



Page Instructions: Help the student read, "Y is for yo-yo." Say, "Repeat the names of the pictures after me: yo-yo, yodel. What sound do you hear at the beginning of each word?" Tell the student to trace the letters in the boxes, start at the big dot. Color the page.

Activity: Play this game. Line up students at the back of the room. Say, "I am going to say a word. Take one step forward if the word you hear starts with the /y/ sound."

Word List: yak, yellow, up, yawn, yesterday, tomorrow, you, me, yell, talk, young, yippee!.



Two sets of handwriting lines. Each set consists of a solid top line, a dashed middle line, and a solid bottom line, providing a guide for letter height and placement.

Page Instructions: Make your very own "Yy" page. Draw or cut and paste pictures that start with the /y/ sound onto the page. Cut and paste words with the letter Y from magazines or newspapers. Use the writing lines to practice letter shapes or copy simple sentences.

Activity: Play this game. Say, "Let's go around the room and everyone say a word that starts with the /y/ sound." Give additional clues if students are having difficulty.

Word List: yak, yarn, yawn, yellow, yes, yesterday, yippee, you, young, yo-yo, yell, yams, yard, yeast, year, yoga, yolk, yield, yourself.