



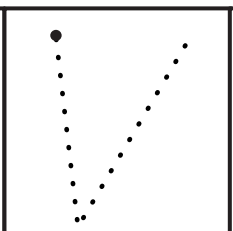
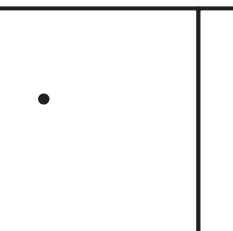



Name \_\_\_\_\_

V v


is for



							
---	---	---	--	---	---	---	---

**Page Instructions:** Help the student read, "V is for violin." Say, "Repeat the names of the pictures after me: vacuum, volcano, van. What sound do you hear at the beginning of each word?" Tell the student to trace the letters in the boxes, start at the big dot. Color the page.

**Activity:** Play this game. Be sure each student has a YES and NO card. Say, "I am going to say a word. If you think the word starts with the /v/ sound, hold up your YES card. If you think the word does NOT start with the /v/ sound, hold up your NO card."  
**Word List:** vegetables, vanilla, chocolate, vase, flower, visit, volcano, moon, valley, vine.



Handwriting practice lines consisting of two sets of three horizontal lines each. Each set includes a solid top line, a dashed middle line, and a solid bottom line.

**Page Instructions:** Make your own "Vv" page. Draw or cut and paste pictures that start with the /v/ sound onto the page. Use the writing lines to practice letter shapes or copy simple sentences.

**Activity:** Play this game. Say, "Let's go around the room and everyone say a word that starts with the /v/ sound." Give additional clues if students are having difficulty.  
**Word List:** vacuum, valentine, valley, van, vanilla, vase, vegetables, very, vest, video, vine, violin, visit, visor, volcano, vowels, violet, voice.