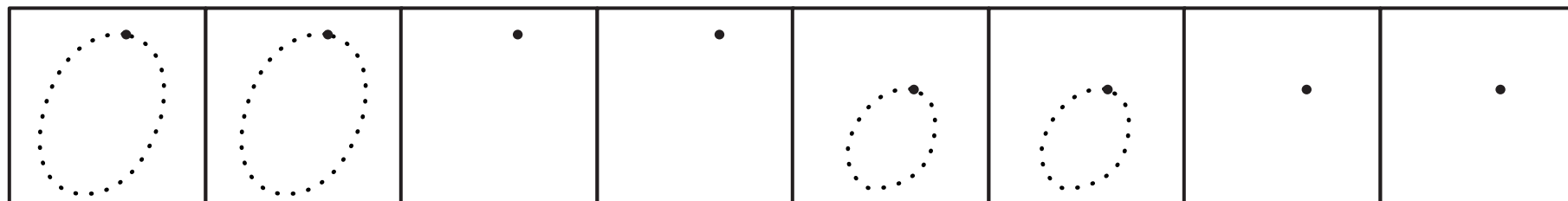
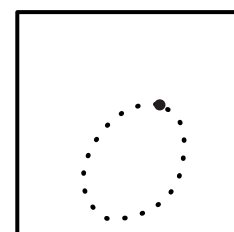
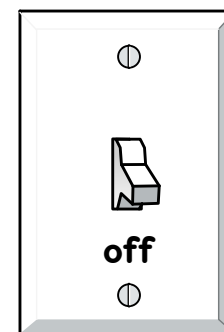


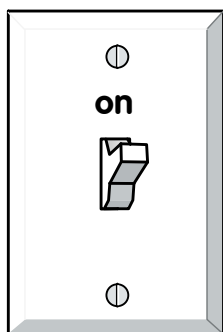



Name _____

O o

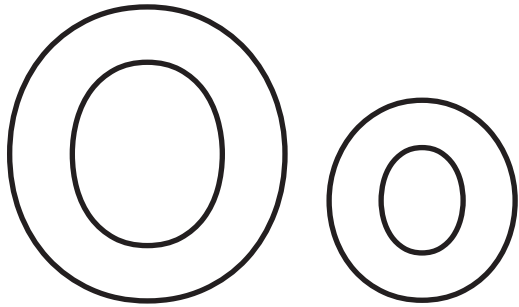
is for



Page Instructions: Help the student read, "O is for octopus." Say, "Repeat the names of the pictures after me: on, ostrich, off. What sound do you hear at the beginning of each word?" Tell the student to trace the letters in the boxes, start at the big dot. Color the page.

Activity: Play this game. Say, "I am going to say a word. Put your hands on your head if the word you hear starts with the /o/ sound. Keep your hands at your side if the word you hear does NOT start with the /o/ sound."

Word List: on, off, green, octopus, friend, October, pumpkin, opposite, ox, car, olive.

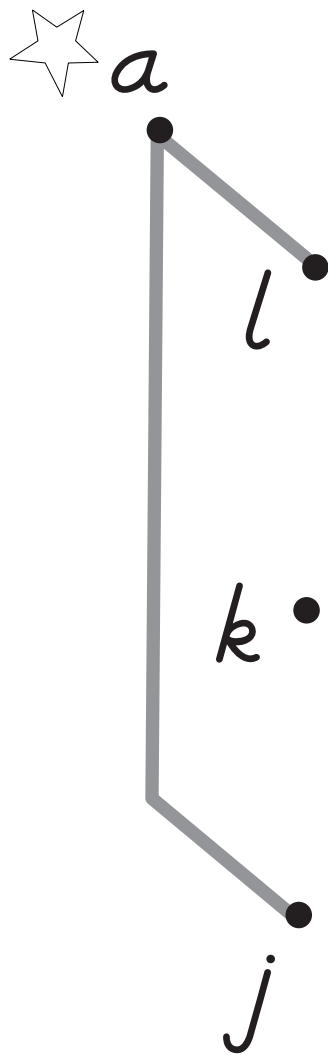


Two sets of handwriting practice lines. Each set consists of a solid top line, a dashed middle line, and a solid bottom line.

Page Instructions: Make your own "Oo" page. Draw, cut and paste pictures that start with the /o/ sound. Cut and paste words with the letter O from magazines or newspapers. Use the lines to practice writing letters and/or copy simple words & sentences.

Activity: Make three boxes on the board. Write the short vowel in the middle box. Add beginning and ending consonants such as "f" and "x." Track as you segment and blend the word: /f/-/o/-/x/, /fox/. Say, "Let's think of more words that have /o/ in the middle, like FOX." Give additional clues if students are having difficulty.
Word List: box, clock, doll, dog, dot, drop, fog, frog, got, hog, hop, hot, job, jog, knot, lock, log, lots, mom, mop, nod, not, pond, pop, pot, rock, shop, sock, spot, stop, tock, top.

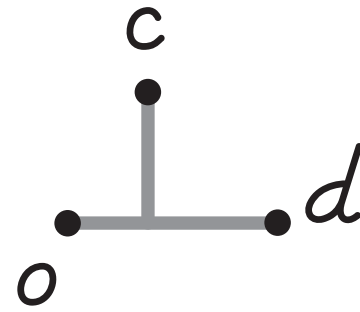
Name _____



b

m

n



k

e

i

h

g


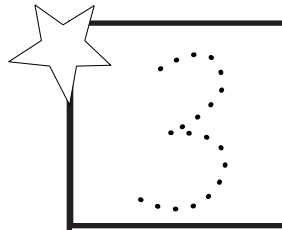

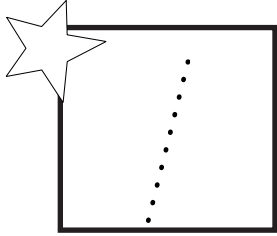
f

Page Instructions: Follow the dots in alphabetical order, lower-case A to O and see what you find! Use the star to help students locate the starting point: letter a.




Activity: Make three boxes on the board. Write the short vowel in the middle box. Add beginning and ending consonants "b" and "x". Track as you segment and blend the word: /b/-/o/-/x/, /box/. Ask the students to copy the word "box" somewhere on their page. Ask the students to color and decorate their page and draw things in the box. Let the students share what they drew in their boxes with the class.

Name _____

Oo



Oo



Page Instructions: Count the O's the octopus is holding in each picture. Write the number of O's you counted in each box. In the empty space draw your own octopus and O's. Write the number of O's you drew in the box. Color the page.

