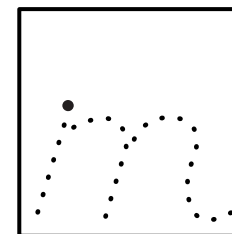

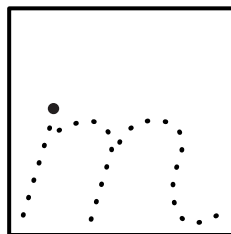





Name \_\_\_\_\_

M m

is for



**Page Instructions:** Help the student read, "M is for monkey." Say, "Repeat the names of the pictures after me: mask, motorcycle, moon. What sound do you hear at the beginning of each word?" Tell the student to trace the letters in the boxes, start at the big dot. Color the page.

**Activity:** Play this game. Say, "I am going to say a word. Clap your hands if the word you hear starts with the /m/ sound."

**Word List:** milk, mermaid, monster, happy, me, marbles, dad, mom, mouse, house, music.



Four sets of handwriting lines, each consisting of a solid top line, a dashed middle line, and a solid bottom line.

**Page Instructions:** Make your own "Mm" page. Draw or cut and paste pictures that start with the /m/ sound onto the page. Use the writing lines to practice letter shapes or copy simple sentences.

**Activity:** Play this game. Say, "Let's go around the room and everyone say a word that starts with the /m/ sound." Give additional clues if students are having difficulty.

**Word List:** mountain, magic, mail, make, man, map, marbles, marvelous, mask, maze, me, memory, mermaid, milk, mirror, mittens, mix, mole, mom, monkey, monster, moon, moose, mop, morning, movie, music.